

☞ 1st class holiday home work ☞

☞☞ Suraj school ☞☞



Subject Hindi☞☞

☞ वर्णमाला याद करो और लिखें

☞ आ से ऐ की मात्रा वाले शब्द याद करो और लिखें

Hindi Matra Worksheets

औ (ौ) की मात्रा वाले शब्द ौ

शब्द को उसके चित्र से मिलाओ


	पौधा
	कौआ
	लौकी
	औरत
	तौलिया

Page - 01

☞

**ऊ की मात्रा ( ) का अभ्यास**

चित्र देखकर वाक्य पूरे कीजिए।

 \_\_\_\_\_ उड़ गया।  
 \_\_\_\_\_ खिल गया।  
 \_\_\_\_\_ मत खा।  
 \_\_\_\_\_ नाचा।  
 लड़की \_\_\_\_\_ झूली।  
 \_\_\_\_\_ निकल आया।

□ Math work □

☉ Number name 1 to 50 learn and write in notebook.

☉ Do 10 addition sum, do 10 subtraction ordinal number- learn and write.

☉ table 2 to 15 learn and write.


☉ square- cube -1 to 10 learn write

☉ Do practice of what come before after.

© RV AppStudios

### Single Digit Addition

Name: \_\_\_\_\_



$3+2=$ <input type="text"/>	$2+8=$ <input type="text"/>	$8+5=$ <input type="text"/>
$5+3=$ <input type="text"/>	$8+9=$ <input type="text"/>	$5+5=$ <input type="text"/>
$5+7=$ <input type="text"/>	$3+1=$ <input type="text"/>	$1+1=$ <input type="text"/>
$3+3=$ <input type="text"/>	$9+5=$ <input type="text"/>	$3+4=$ <input type="text"/>
$6+2=$ <input type="text"/>	$4+2=$ <input type="text"/>	$8+1=$ <input type="text"/>
$2+1=$ <input type="text"/>	$2+2=$ <input type="text"/>	$7+4=$ <input type="text"/>
$6+6=$ <input type="text"/>	$6+7=$ <input type="text"/>	$5+4=$ <input type="text"/>
$8+3=$ <input type="text"/>	$6+3=$ <input type="text"/>	$2+7=$ <input type="text"/>

Student Name: \_\_\_\_\_ Teacher: \_\_\_\_\_  
 Class: \_\_\_\_\_ Date: \_\_\_\_\_

### Subtraction(0-20)

Let's subtract the numbers!

$9$ $-7$ —	$20$ $-5$ —	$15$ $-8$ —	$14$ $-4$ —
$13$ $-6$ —	$18$ $-9$ —	$14$ $-7$ —	$5$ $-1$ —
$6$ $-3$ —	$2$ $-1$ —	$17$ $-5$ —	$20$ $-17$ —
$18$ $-1$ —	$14$ $-5$ —	$13$ $-7$ —	$18$ $-5$ —

G.k-Lesson 1to 10 learn  
 Make a family tree on chart paper

### Habits

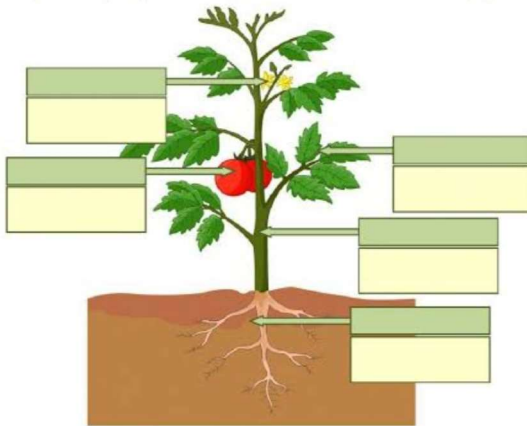
		
<input type="text"/>	<input type="text"/>	<input type="text"/>
	<input type="text"/>	
<input type="text"/>	Drink water	<input type="text"/>
	Sleep late	
<input type="text"/>	Play sports	<input type="text"/>
	Do exercise	
<input type="text"/>	Eat junk food	<input type="text"/>
	Eat healthy food	<input type="text"/>
<input type="text"/>	Smoke	
	Drink sodas	<input type="text"/>
<input type="text"/>	Wash my hands	<input type="text"/>
	Watch a lot of TV	<input type="text"/>
<input type="text"/>	Sleep well	<input type="text"/>

LIVEWORKSHEETS

Science -Lesson 1 to 4 exercise and question answer learn

# Parts of a plant

Drag and drop the parts of the plant and their functions to the right place



- ROOTS
- FRUIT
- LEAVES
- STEM
- FLOWERS

- Contains and protects the seeds.
- Catch energy from sunlight and produce food for the plant.
- Soak up water and minerals from the ground.
- Make seeds for the plant.
- Supports the plant and carries water and minerals through the plant.

LIVWORKSHEETS

## Living and nonliving things

One line WORKSHEETS FOR KIDS .COM



The term living thing refers to things that are now or once were alive. A nonliving thing is anything that is never alive.

Observe the things and write living and nonliving on the blanks.

- |           |       |           |       |
|-----------|-------|-----------|-------|
| furniture | _____ | water     | _____ |
| baseball  | _____ | flower    | _____ |
| car       | _____ | leg       | _____ |
| bracket   | _____ | butterfly | _____ |
| straw     | _____ | horse     | _____ |
| reindeer  | _____ | mop       | _____ |
| border    | _____ | kangaroo  | _____ |
| donkey    | _____ | whale     | _____ |
| turnip    | _____ | frock     | _____ |

www.onlineworksheetsforkids.com

### English -

- learn and write small and capital cursive letters A to Z.
- Read lesson 1
- learn poem Back to School

### One and Many – Class 1















Change the following words from one to many:-

<u>One</u>	<u>Many</u>
1. Sheep	_____
2. Match	_____
3. Man	_____
4. Farmer	_____
5. Child	_____
6. Bus	_____
7. Egg	_____
8. Church	_____
9. Plants	_____
10. Foot	_____
11. Box	_____
12. Furniture	_____
13. Flower	_____
14. Potato	_____

### Articles

Q. Fill in the blanks with correct articles.

A	An
---	----

-  \_\_\_ cat.
-  \_\_\_ elephant.
-  \_\_\_ cake.
-  \_\_\_ candy.
-  \_\_\_ egg.
-  \_\_\_ tree.
-  \_\_\_ eye.
-  \_\_\_ ball.
-  \_\_\_ book.
-  \_\_\_ orange.
-  \_\_\_ eraser.
-  \_\_\_ dog.

### Social Studies -

- Write and Learn Myself
- Read lesson 1 to 4
- Paste pictures of parts of body beautifully on a chart paper and write their names

# MY FAMILY

## LOOK AND MATCH

Jodohkanlah kata-kata berikut sesuai dengan gambar yang tepat!

Fill in the missing letters!











Example : MO\_HER → MOTHER

1. B R T H R
2. F T H E
3. S S T R
4. G A N D A
5. G R N D M

Name:

Topic: My Body

Match the column:

- |       |   |        |
|-------|---|--------|
| Eat   |    | eye    |
| Feel  |    | leg    |
| Smell |    | tongue |
| Walk  |    | ear    |
| Write |    | teeth  |
| See   |    | nose   |
| Taste |    | skin   |
| Chew  |   | hand   |
| Run   |  | mouth  |
| Hear  |  | foot   |