




SESSION 2023-24 HOLIDAYS HOMEWORK (UKG)



Dear Students,

Summer Vacation is considered as a time full of fun and activities. Children wait for vacation very impatiently.

So dear children now you don't have to wait any more for the same

Observe the following self care tips

Make physical activities a part of your life

- Do yoga excercises daily
- Drink plenty of water during the day
- Take healthy and nutritious diet rich in vitamins and minerals

We have planned and designed interesting work and activities to help you utilize the vacation time the most constructive way.


Enjoy a Great Summer Vacation

General Instruction to be followed while doing Holidays Homework

- ❖ Holiday Homework is a part of subject enrichment and will be assessed on the basis of creativity and effort of the students.
- ❖ It's the perfect time to enhance your speaking skills and vocabulary by conversing in English with your family and sibling.
- ❖ Written homework of all the subject is to be done as per the instructions given above with the subject.
- ❖ All the work must be done in a very neat and presentable manner.
- ❖ The homework has been classified in two categories i.e. academics and activities. Give equal important to both and complete them on priority.
- ❖ Worksheets are also given in Holiday homework. Keep these worksheets in a separate folder.
- ❖ Enrich your vocabulary by reading newspaper, story books and text books.

Activity 23

Make a greeting card for your father on father's day (18th) June) & click photos giving this card to your Father & send to me these photos.



Subject:

1. *Hindi*
2. *English*
3. *Mathematics*
4. *EVS*
5. *Drawing & Art's*

Holidays Homework

Class - UKG

• Hindi -

✍ स्वर अ से अः दो बार कॉपी में लिखो

✍ व्यंजन क से ज तक दो बार कॉपी में लिखो

✍ दो वर्णों के शब्द जोड़कर लिखो

✍ तीन वर्णों के शब्द जोड़कर लिखो

✍ चार वर्णों के शब्द जोड़कर लिखो

SURAJ

चित्र देखकर सही अक्षर चुनो।



कप

फल

मटर



अदरक

शरबत

नटखट



कप

फल

कलश



आम

माता

बाजा



कप

बादल

माता



कवि

पिता

दिन

SURAJ

चित्र देखकर सही अक्षर चुनो।



छतरी

गमला



अनार

गमला



अनार

पपीता



बारिश

पपीता



चिड़िया

पपीता



गमला

चिड़िया

• English -

👉 Do five times Alphabets A to L (Cursive)

👉 Do five times Alphabets M to Z

👉 Do five times small alphabet A to Z (Cursive)



My Name _____
UKG 1

LETTERS

Match the capital letter to the small letter.

A
B
C
D
E
F
G
H
I
J
K
L
M

e
l
k
g
i
h
d
f
m
c
a
j
b



Teacher Name/ Sign. _____

each letter with two picture that start with that letter.



N



B



C



O







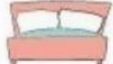









P

NAME _____

DATE _____

Write the missing letters

 <u> </u> <u> </u> <u> </u> <u> </u> <u> </u> <u> </u>	 <u> </u> <u> </u> <u> </u> <u> </u> <u> </u> <u> </u>
 <u> </u> <u> </u> <u> </u> <u> </u> <u> </u> <u> </u>	 <u> </u> <u> </u> <u> </u> <u> </u> <u> </u> <u> </u>
 <u> </u> <u> </u> <u> </u> <u> </u> <u> </u> <u> </u>	 <u> </u> <u> </u> <u> </u> <u> </u> <u> </u> <u> </u>
 <u> </u> <u> </u> <u> </u> <u> </u> <u> </u> <u> </u>	 <u> </u> <u> </u> <u> </u> <u> </u> <u> </u> <u> </u>
 <u> </u> <u> </u> <u> </u> <u> </u> <u> </u> <u> </u>	 <u> </u> <u> </u> <u> </u> <u> </u> <u> </u> <u> </u>
 <u> </u> <u> </u> <u> </u> <u> </u> <u> </u> <u> </u>	 <u> </u> <u> </u> <u> </u> <u> </u> <u> </u> <u> </u>
 <u> </u> <u> </u> <u> </u> <u> </u> <u> </u> <u> </u>	 <u> </u> <u> </u> <u> </u> <u> </u> <u> </u> <u> </u>

English worksheet Alphabets



Match the capital letter to the small letter:

N
O
P
Q
R
S
T
U
V
W
X
Y
Z

r
v
n
x
e
y
o
p
z
t
w
q
u

• Mathematics -

✎ Write counting 1 to 50

✎ Write counting 51 to 100

✎ Write & learn Table no 2, 3 (5 times)

Write the number that comes after the given number.

Maths worksheet



















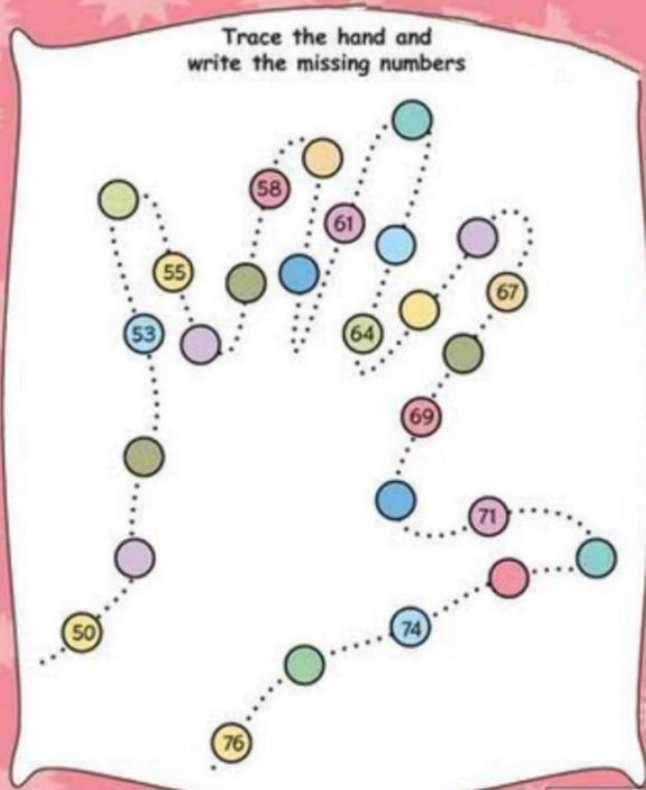
Count the number of images in each box and color the correct number.

7 6 5 2 3 4

8 7 6 13 12 14



Trace the hand and write the missing numbers



© 2012 Education Books

32

Name _____ Section _____ Roll No. _____ Teacher sign _____ Date _____

Grade _____

Circle the smaller number.

3	8	4	14
15	5	0	1
6	2	11	13
18	10	12	2
12	20	4	5
9	7	19	9

Circle the greater number.

4	9	5	15
16	6	1	2
7	3	12	14
19	11	13	3
13	20	5	7
10	8	20	2

Call @8800999280/8384

• EVS -

Learn (oral)

1. *My self*
2. *Wild animal*
3. *Pet animal*
4. *Farm animal*
5. *Birds animal*
6. *Water animal (, insect)*

My Name _____
UKG 1

BODY PARTS

Match the body parts to the correct picture.



•



•



•



•



•



•



•



•



•



•

Teacher Name/ Sign. _____

प्रकाशमय कल के लिए

My Name _____
UKG 1

MY SELF

Write a few sentences about yourself.

My name is _____.

I am _____ years old.

My father's name is _____.

I study in class _____.

I live in _____.

I have _____ brothers and _____ sisters.

When I was a baby this is what I looked like.
(Either paste your photo or draw your baby picture)

Teacher Name/ Sign. _____

प्रकाशमय कल के लिए

Q.N.2) Fill in the blanks. **SURAJ**



Q.N.3) Circle the domestic animals.

donkey	octopus	ant
tiger	dog	snake
leopard	lion	ox
yak	whale	elephant
lion	cat	hyena
camel	fish	wolf

SURAJ

Match the things which goes along with the occupation.

E. V. S worksheet



Drawing & Arts -

Do this pg in Art & Craft book



Sparkling Balloons (Sparkle Pasting)

Apply glue on the balloons. Sprinkle and paste colourful sparkles on them as shown.

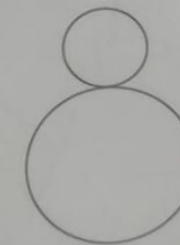



Do this pg in drawing book



Draw Animals

Copy the pictures and colour them as shown.



Do this pg in drawing book







Do this pg in Art & Craft book




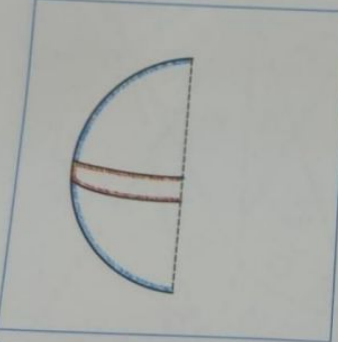
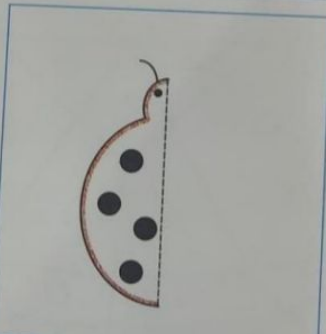
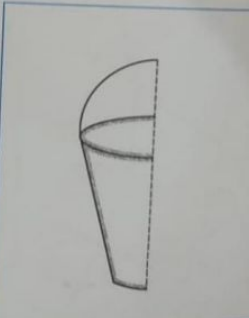
Healthy Fruits

Draw and colour the fruits shown here.

Fact Hunt
Most fruits have seeds in them.

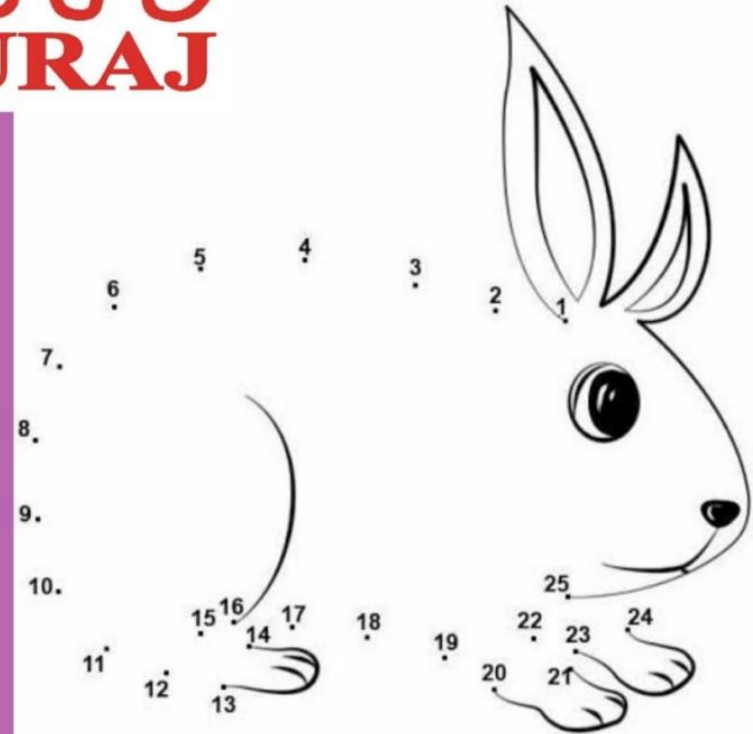
Draw the other half of each picture to complete it. Colour the pictures as indicated.

NOTE 9 PRO

DOT TO DOTS

Connect the number and colour the flower.



“SCHOOLS OUT, SUMMERS
IN, LET THE DRAMA
STOP AND THE FUN

”
BEGIN.

