



FIT
INDIA

SURAJ SCHOOL

Delhi Road, Rewari - 123106

A Global Senior Secondary CBSE English Medium School



www.surajschoolrewari.com



rewari@surajschool.com



9992306133, 01274-240066

Summer Holiday Homework (2024-25)

CLASS – LKG

“Summers are back

Holidays are here

Days of Fun

Have just begun


We can stroll here & there

We can roll here & there

We can sleep when we want

It's the time to beat the heat

With a Yummy Ice-cream treat.”



ENJOY YOUR SUMMER VACATIONS!!



SURAJ SCHOOL



Delhi Road, Rewari - 123106

A Global Senior Secondary CBSE English Medium School



www.surajschoolrewari.com



rewari@surajschool.com



9992306133, 01274-240066

HOLIDAY HOMEWORK (2024-25)

CLASS- LKG

“Genius is one percent inspiration and ninety-nine percent perspiration. As a result, a genius is often a talented person who has simply done all of his/her work on time”.

Dear Parent

Summer vacations are full of fun and frolic. We get up early in the morning, play with our friends, go out for picnics and explore new places. There is a lot more to do to make the vacations more interesting, exciting, meaningful and full of fun.

To keep our little ones indoors in the sweltering heat and to utilise their time with constructive and creative activities, we are sending a few activities that would help the child to get a grasp of the work done in the school. Wishing you and your ward an exciting, enriching and exhilarating vacation.

Here are some activities given to help your child become independent and confident:-

INDEPENDENT ME

Make your child independent by making him/ her do various day-to-day activities like:-

- Buttoning and unbuttoning the shirt.
- Learn to wear shoes and socks.
- Taking bath independently.
- Folding their clothes.
- Arranging toys properly in the cupboard.
- Learn how to zip their school bag and clothes.

IMBIBING SOCIAL SKILLS

'Alone we can do so little; together we can do so much.'

Encourage your child to:-

- Greet with a smile when someone comes to the house.
- Go outdoors and play with his/her friends.
- Share the toys and things with their friends and siblings.
- Use magical words THANK YOU, SORRY, EXCUSE ME and PLEASE.
- Sit at the dining table with the family to eat using proper table manners.

Note: Kindly go through the instructions carefully and do the needful accordingly.

- a) Classes I-II entire Homework to be done in the given worksheets
- b) Detailed homework to be done in the concerned subject notebook
- c) Well labelled Holiday homework to be submitted to the concerned Class Teacher/Subject Teacher on

Wednesday July 05, 2024.

Wishing you all a very Happy Summer Break!!

Note: Make a separate notebook of holiday homework 3 in 1 for all subjects and take a printout worksheet.

English

Write A to Z 5 times in notebook

English literacy skills book do pg 23 to 32

Do the given worksheet

Name: _____ Grade: _____ Date: _____

Fill in the Missing Uppercase Letters

Write the First Letter of the Given Picture









































Maths

Maths Numbercy skills book : Do pg 39 to 47

Write counting 1 to 100 3 times and learn

Do the given worksheet

Look at the number and colour the correct number of things.

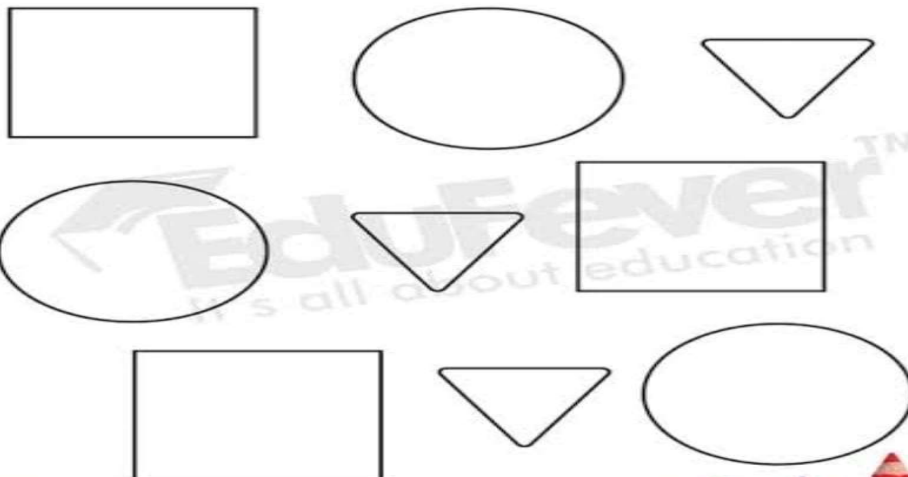
1					
2					
3					
4					

www.worksheetdigital.com



Circles

Help John find all the circles by colouring them.



हिन्दी

* (स्वर) अ से अः 3 बार लिखो

* (व्यंजन) क से न 3 बार लिखो

Do the given worksheet

सही अक्षर पर गोला लगाओ (अ - अः)



औ ऐ ए



अं ऊ ऋ



उ ओ अः



अ आ ओ



औ अः इ



अं ए इ



उ अ ओ



आ ए ऋ



इ ऊ उ

नाम:-

दिनांक:-

Global Kids
Indian School
7290006591

मिलान करो और चित्र में रंग भरो



प्रकाशमय कल के लिए

GK

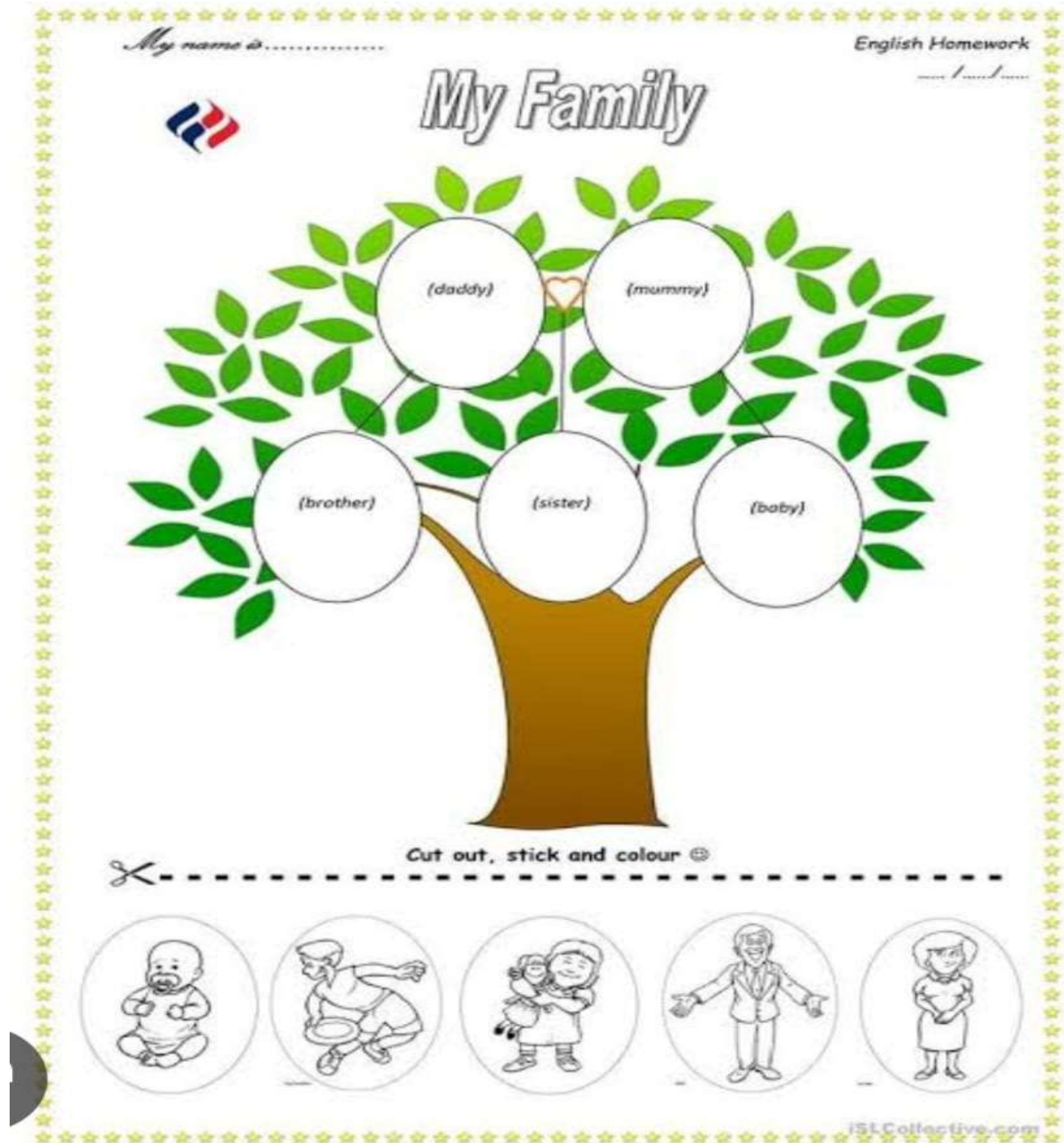
GK book: do pn. 23 to 30.

Learn 5 fruits names.

Learn myself 5 line .

Draw and colour 1 summer season fruit.

Do the given worksheet



READ and COLOUR

