



FIT
INDIA

SURAJ SCHOOL

Delhi Road, Rewari - 123106

A Global Senior Secondary CBSE English Medium School



www.surajschoolrewari.com



rewari@surajschool.com



9992306133, 01274-240066

Summer Holiday Homework (2024-25)

CLASS – UKG

“Summers are back

Holidays are here

Days of Fun

Have just begun


We can stroll here & there

We can roll here & there

We can sleep when we want

It's the time to beat the heat

With a Yummy Ice-cream treat.”



ENJOY YOUR SUMMER VACATIONS!!



**FIT
INDIA**

SURAJ SCHOOL

**SURAJ
EDUCATION**

Delhi Road, Rewari - 123106

A Global Senior Secondary CBSE English Medium School



www.surajschoolrewari.com



rewari@surajschool.com



9992306133, 01274-240066

HOLIDAY HOMEWORK (2024-25)

CLASS- UKG

“Genius is one percent inspiration and ninety-nine percent perspiration. As a result, a genius is often a talented person who has simply done all of his/her work on time”.

Dear Parent

Summer vacations are full of fun and frolic. We get up early in the morning, play with our friends, go out for picnics and explore new places. There is a lot more to do to make the vacations more interesting, exciting, meaningful and full of fun.

To keep our little ones indoors in the sweltering heat and to utilise their time with constructive and creative activities, we are sending a few activities that would help the child to get a grasp of the work done in the school. Wishing you and your ward an exciting, enriching and exhilarating vacation.

Here are some activities given to help your child become independent and confident:-

INDEPENDENT ME

Make your child independent by making him/ her do various day-to-day activities like:-

- Buttoning and unbuttoning the shirt.
- Learn to wear shoes and socks.
- Taking bath independently.
- Folding their clothes.
- Arranging toys properly in the cupboard.
- Learn how to zip their school bag and clothes.

IMBIBING SOCIAL SKILLS

'Alone we can do so little; together we can do so much.'

Encourage your child to:-

- Greet with a smile when someone comes to the house.
- Go outdoors and play with his/her friends.
- Share the toys and things with their friends and siblings.
- Use magical words THANK YOU, SORRY, EXCUSE ME and PLEASE.
- Sit at the dining table with the family to eat using proper table manners.

Note: Kindly go through the instructions carefully and do the needful accordingly.

- a) Classes I-II entire Homework to be done in the given worksheets
- b) Detailed homework to be done in the concerned subject notebook
- c) Well labelled Holiday homework to be submitted to the concerned Class Teacher/Subject Teacher on

Wednesday July 05, 2024.

Wishing you all a very Happy Summer Break!!

English

Learn and write capital cursive alphabets A to Z (5 Times)

Learn and write “a” sound words.

Literacy skills (Book) do pg no.20 to 32

Phonics (Book) Do pg. no. 10 to 15

Do the given worksheet

UKG English

Alphabets

Match the capital letter to the small letter:

N
O
P
Q
R
S
T
U
V
W
X
Y
Z

r
v
n
x
e
y
o
p
z
t
w
q
u

a

b

c



ar



up



rrow



ap



ag



ook



nt



all



at

Maths

* Learn and write numbers name 1 to 20.(5 times)











* Learn and write table of 2 to 5.(2 times)


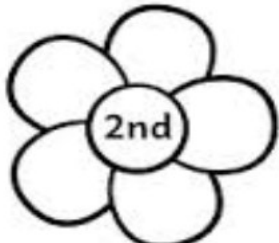


* Learn shapes name.





* Learn Ordinal numbers.


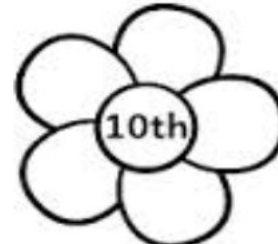
Do the given worksheet


Color according to the flower's position.

1st RED		2nd GREEN		3rd BLUE		4th YELLOW		5th GRAY	
6th PURPLE		7th ORANGE		8th PINK		9th BROWN		10th AQUA	









RUBY

I am.....



LUCAS

The two times table


 $2 \times 1 =$ 


 $2 \times 7 =$ 


 $2 \times 2 =$ 


 $2 \times 8 =$ 


 $2 \times 3 =$ 


 $2 \times 9 =$ 


 $2 \times 4 =$ 


 $2 \times 10 =$ 


 $2 \times 5 =$ 


 $2 \times 11 =$ 


 $2 \times 6 =$ 


 $2 \times 12 =$ 

Matching Shapes



•



•




•




•



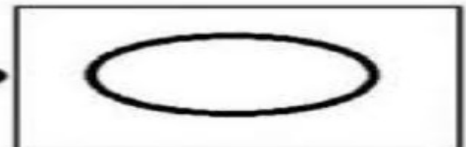
•



•




•



•



•



•

Find the missing numbers(1-50) and fill in the blanks.



General awareness

- * Learn fruits name.
- * Learn body parts name.
- * Learn my self.
- * Learn colours name.
- * Do the given worksheet

Match the words with the correct pictures.

Kitchen



Bathroom



Living room




Garage



Bedroom





R	B	A	N	A	N	A	A	C	B
E	A	P	P	G	S	P	P	O	L
G	S	S	E	G	A	E	R	R	U
G	I	T	P	E	E	A	I	N	E
P	L	O	P	B	P	C	C	O	B
L	P	R	E	L	E	H	O	L	E
A	E	R	R	U	M	R	T	E	R
N	A	A	P	P	L	E	R	M	R
T	R	C	C	H	E	R	R	Y	Y
N	O	L	E	M	R	E	T	A	W

APPLE
APRICOT
BANANA
BASIL
BLUEBERRY
CARROTS
CHERRY
CORN
EGG
EGGPLANT
MELON
PEACH
PEAR
PEAS
PEPPER
RASPBERRY
WATERMELON



MYSTERIOUS WORD: _ _ _ _



हिंदी

* क से श्र तक लिखो व याद करो (2 बार)

* क से श्र तक बारहखड़ी लिखो व याद करो।(1बार)

*आ की मात्रा के शब्द लिखों व याद करो ।

Do the given worksheet

नीचे दिए चित्रों के लिए सही शब्द लगाइए।

Drag and drop the words for the pictures.

मगर	कमल	भवन	बटन
सड़क	मटर	नमक	शहद
कटहल	बरगद	अजगर	दमकल
अदरक	कसरत	बरतन	अचकन

जीके दिए गए 2 अक्षर के शब्दों को पढ़िए और चित्रों से मिलाइए।
Read the 2 letter words and match with pictures.



दस



नल

10



फल

रथ



जग

टब



घर



बस



पढ़



पग



चार अक्षर वाले शब्दों का अभ्यास करे।

अ+च+र+ज	=	
अ+ज+ग+र	=	
ब+च+प+न	=	
झ+ट+प+ट	=	
अ+फ+स+र	=	
म+त+ल+ब	=	
ब+र+ग+द	=	
उ+ल+झ+न	=	
अ+व+स+र	=	
म+ख+म+ल	=	

Art and craft

Make a beautiful card on father's day send it to your class incharge.

Make a beautiful tree(and paste your family photo)

My second book of activity

Do pg no 5 to 8

All work is done in a 1 separate 3 in 1 notebook

